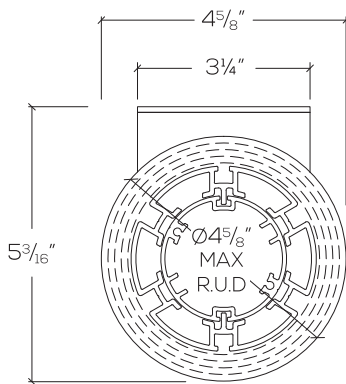


# MR350 Pocket Motorized Shade

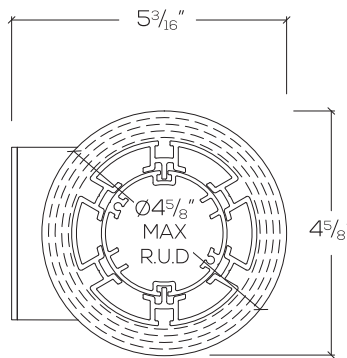
## Technical Data



### CEILING/JAMB MOUNT

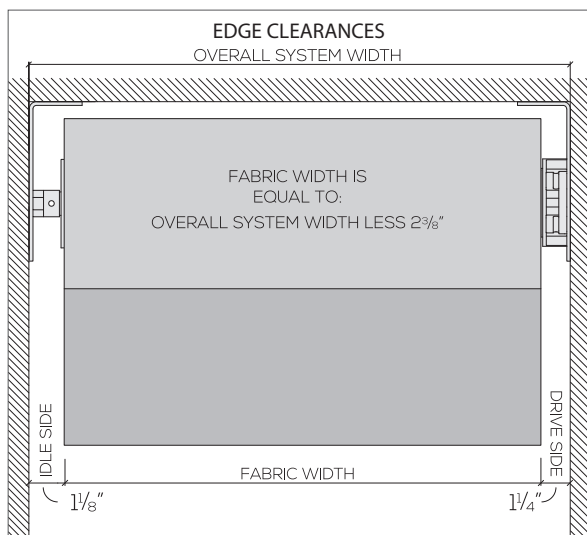


### WALL MOUNT



### FEATURES AND BENEFITS

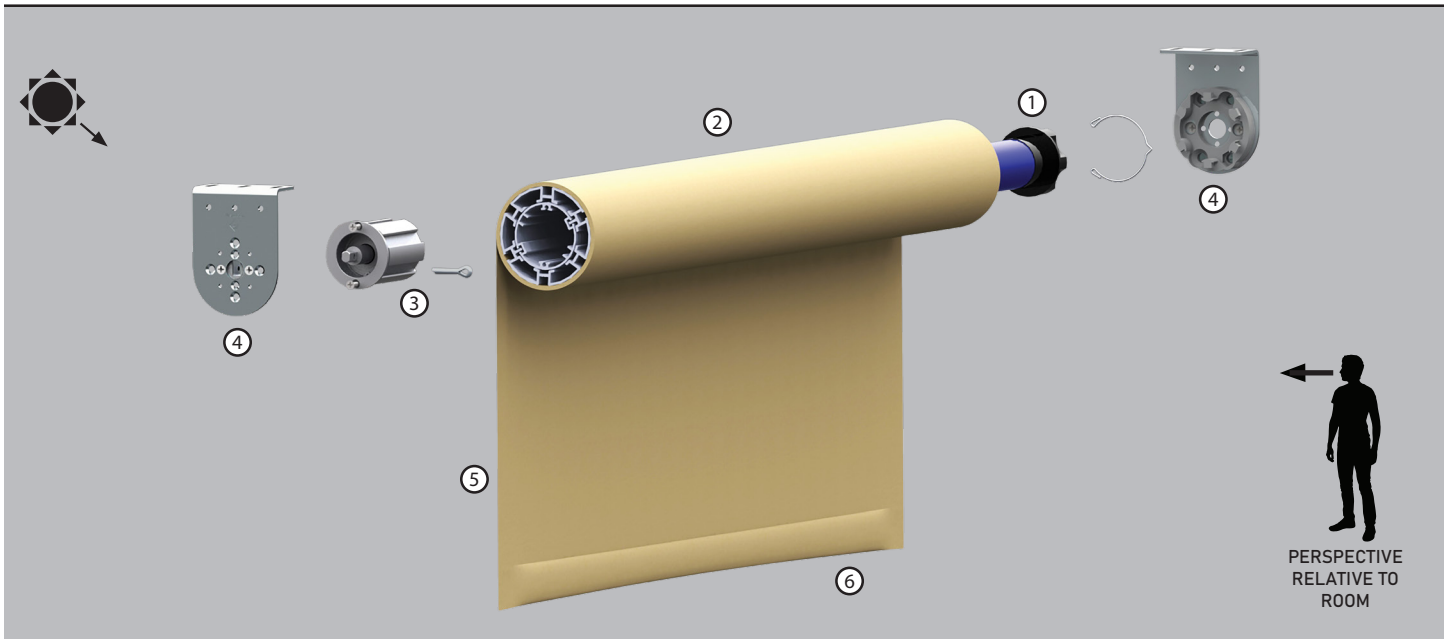
- Featuring our smallest profile Bracket for installing in tight spaces and pockets when not using fascia. Accommodates Ceiling, Wall or Jamb mounting with easy, on-the-fly adjustments.
- Regular and Reverse Roll available.
- See Motor Reference Guide for all compatible motor options. Motors may be Drive Right or Drive Left, Regular and Reverse Roll available.
- Motorized Shades require a Motor Control in order for the shade (sold separately). See Communication Guides for Motor Control information.
- WT Shades are available with our WT Shade fabrics, or Mermet® and Phifer® fabrics. Visit [WTShade.com](http://WTShade.com) to view fabric options, and other options and accessories, including Regular or Reverse Roll and various Hembar styles and Drive Chain Colors.
- Construction Documents for this system and others available at [WTShade.com](http://WTShade.com).
- Third part certified to meet WCMA Best for Kids Program Eligibility.



IPC.3523.Rev1

# MR350 Pocket Motorized Shade

## Technical Data



| #   | ITEM                          | ADDITIONAL INFORMATION  | COLOR OPTIONS     |
|-----|-------------------------------|---|-------------------|
| 1   | MOTOR WITH ADAPTERS           | See Motor Reference Guide for available motors.                                     |                   |
| 2   | NESTED ROLLER TUBE            | Contains (2) Nested Roller Tubes 2.38" and 3.5" Diameter.                           |                   |
| 3   | HEAVY DUTY IDLER WITH SET PIN | Retractable.  | Mill Finish (-99) |
| 4   | BRACKETS WITH RETAINER RING   | Ceiling Jamb(C) or Wall Mounted(M); Drive Right(R) or Drive Left(L).                |                   |
| 5   | FABRIC                        | See fabric selection for all available options.                                     | Visit WTShade.com |
| 6   | HEMBAR                        | Sealed Hembar shown, Alternative styles and colors available.                       | Visit WTShade.com |
| N/A | LIGHT BLOCKING ACCESSORIES    | (Not shown) Side channel, Sill channel, or Light stop angle.                        | Visit WTShade.com |
| N/A | MOTOR CONTROL                 | (Not Shown) SOLD SEPARATELY See Communication Guides for available control options. |                   |

| SERIES | MAX. R.U.D. | MIN. SHADE WIDTH** | MAX. SHADE WIDTH** | MAX. SHADE HEIGHT** |
|--------|-------------|--------------------|--------------------|---------------------|
| MR350  | 4 5/8"      | **                 | 192"               | 240"                |

\*\* Varies by motor- See Motor Reference Guide.

System Capabilities are for guideline purposes only based on WT 243 fabric and do not guarantee that a shade with any fabric can be made to these dimensions. Width and length may vary depending on selected shade fabric. Visit WTShade.com or contact Customer Service to verify system capabilities based on project specific selections.

