

ACCESSORY DATA SHEET

- Building your own gypsum or sheet-rock pocket? Installing Closure Mount inside your construction provides a place for Bottom Closure to hook onto.
- Content: Aluminum Alloy
- Can be cut to size or shipped in full-length pieces.
- Standard available length is 10' (120")
- Available in White (-10) only.



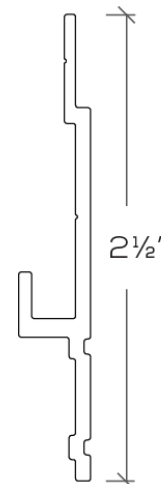

White (-10)

This Closure Mount is compatible with the following accessories:

- 2" Bottom Closure
- 3" Bottom Closure
- 5" Bottom Closure

CLOSURE MOUNT

Part Number:
CM-10 (White)



ACCESSORY DATA SHEET


CLOSURE MOUNT WITH TILE SUPPORT

- Building your own gypsum or sheet-rock pocket? Installing Closure Mount inside your construction provides a place for Bottom Closure to hook onto.
- Content: Aluminum Alloy
- Can be cut to size or shipped in full-length pieces.
- Standard available length is 10' (120")
- Available in White (-10) only.

Part Number:
CMTS-10 (White)

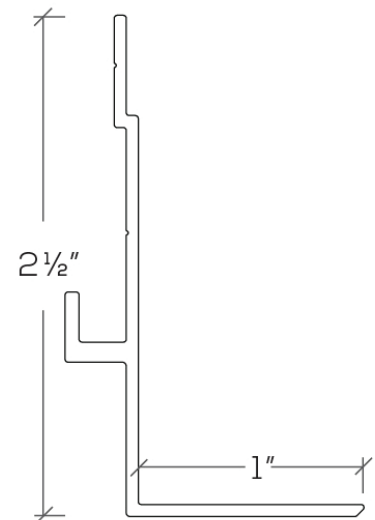


White (-10)



This Closure Mount is compatible with the following accessories:

- 2" Bottom Closure
- 3" Bottom Closure
- 5" Bottom Closure



{T} 877.294.3580 {E} info@WTShade.com {A} 77 Second Avenue Garden City Park, New York 11040
Visit WTShade.com for more information about all of our shading systems, fabrics and accessories.